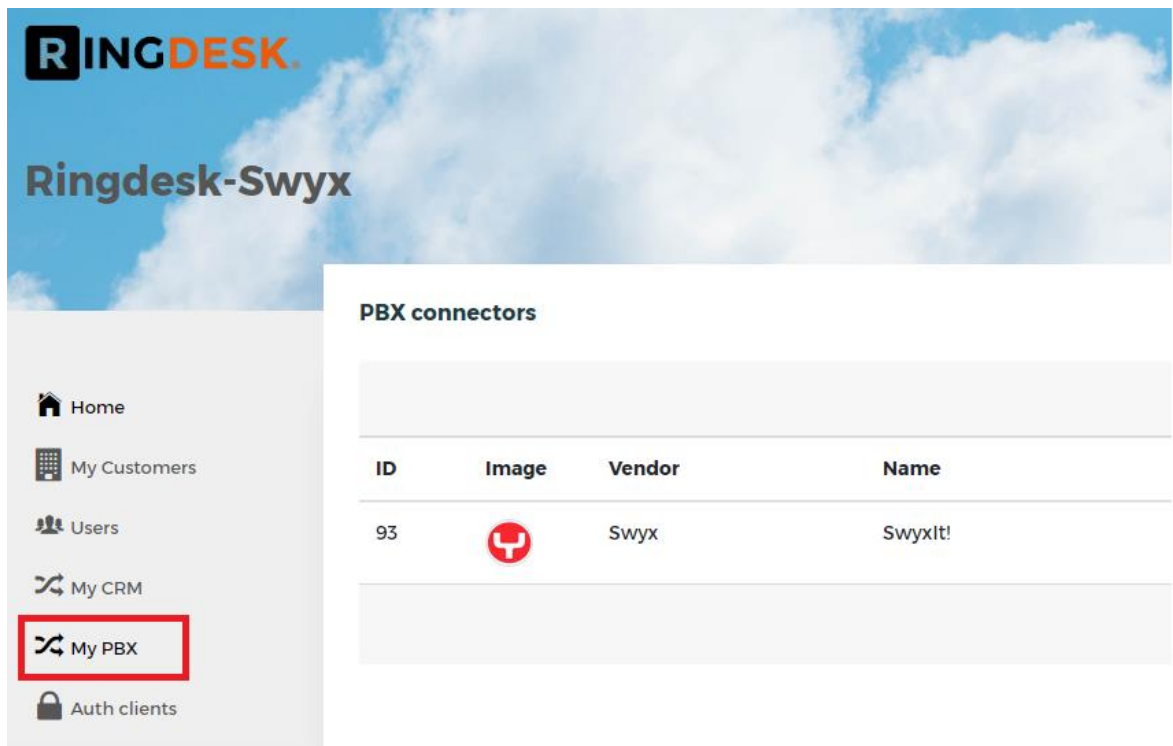


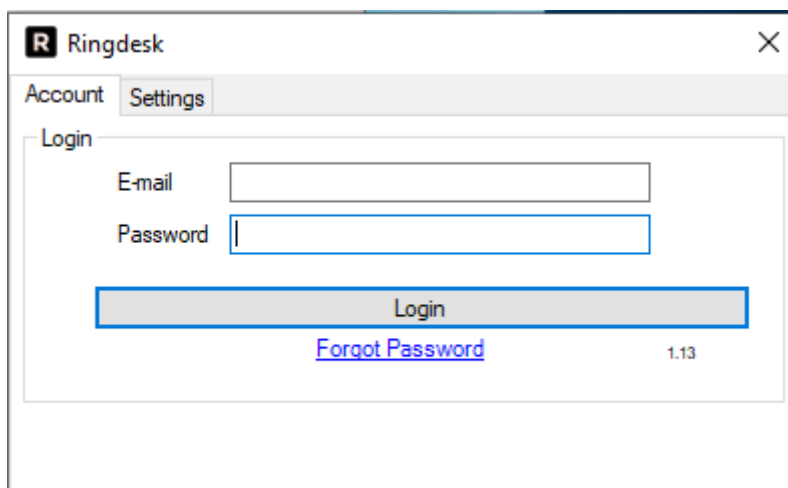
## ZoHo – Swyx Manual

To make the App work please complete the following steps:

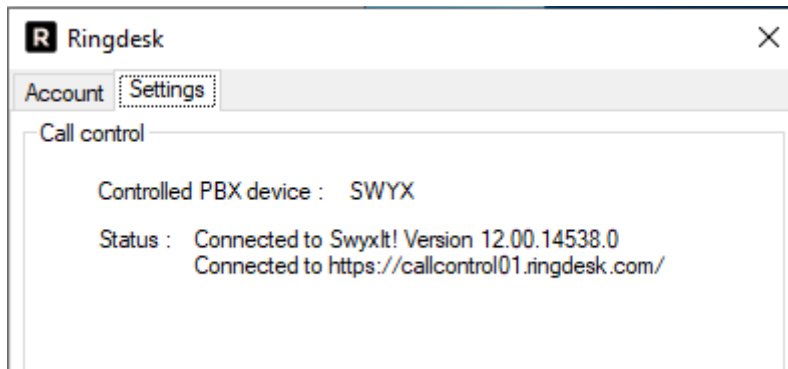
1. Create an account on Ringdesk using <https://portal.ringdesk.com>
2. Please confirm your email address and use a strong password;
3. In the Ringdesk portal, choose “myPBX” and add the “Swyx” (or any other supported PBX) connector to your subscriptions;



4. For Swyx users: Please download the [Ringdesk Plug-in for Swyx](https://ringdesk.com/downloads/) from <https://ringdesk.com/downloads/>



5. On the Ringdesk Plug-in for Swyx, login with your Ringdesk username and pass. The software should show something like this:



**In ZoHo:**

Add the Ringdesk App from the marketplace and login with your Ringdesk username and pass. You should now be able to remotely control your PBX solution from within your ZoHo page!